

Singer 26-1
Singer 26-2

Form 8044
NOVEMBER, 1923
PRINTED IN U. S. A.

LIST OF PARTS



MACHINES

Nos. 26-1 and 26-2

THE SINGER MANUFACTURING COMPANY

COPYRIGHT, U. S. A., 1923,
BY THE SINGER MANUFACTURING CO.
ALL RIGHTS RESERVED FOR ALL COUNTRIES

INDEX

	PAGE
ACCESSORIES	17
MACHINE No. 26-1	7
" " 26-2	17
NUMERICAL LIST OF PARTS	19
THREAD UNWINDER	17

From the library of: Diamond Needle Corp.

INSTRUCTIONS FOR ORDERING

In ordering from this list, use **ONLY** the part **NUMBER** in the **FIRST** column.

The number stamped on a Sewing Machine part is in every case the number of the single part only.

Every combination of parts sent out as such has its specific number, which, although not stamped on the parts, must be used when ordering the combination.

Each number always indicated the **SAME PART** in whatever list it appears, or for whatever machine.

The letters after some of the numbers indicate the style of finish only, as follows:

- A. Hardened, Polished and Plated.
- B. Polished and Plated.
- C. Hardened only.
- D. Polished only.
- E. Soft, not Polished.
- F. Hardened and Polished.
- G.
- H. Blued.
- J. Plated only.
- K. Hardened and Plated.
- L. Brass or Gilt.
- M. Oxidized.
- P. Japanned.
- R. Parkerized.
- T. Copper-Plated.

These letters **MUST BE USED** when they appear in the list, and **AFTER** the number as in the list.

In this series:

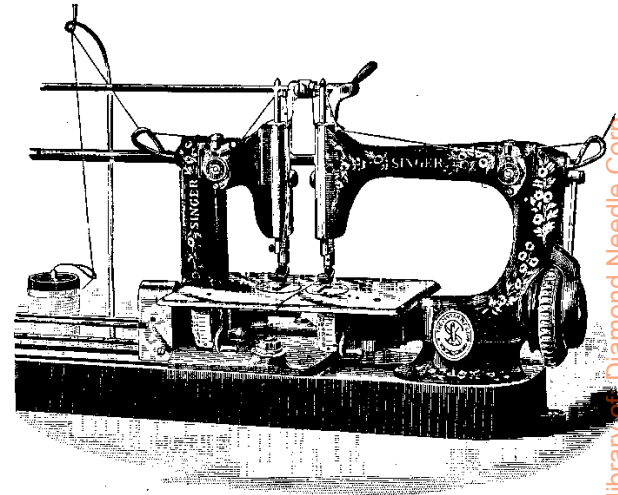
- 1 to 1500 and 50001 to 51500 are Screw Numbers.
- 1501 to 1800 are Nut Numbers.
- 1801 to 2000 are Roller Numbers.
- 2001 to 50000 and 52001 and upward are numbers of Machine Parts.

The figures in the second column refer only to the plates, illustrating the parts, and are **NOT TO BE USED** in ordering.

Parts marked with an asterisk (*) are furnished only when repairs are made at factory.

LIST OF PARTS COMPLETE

FOR



MACHINE No. 26-1

**AUTOMATIC TENSION. DISTANCE BETWEEN NEEDLES
ADJUSTABLE FROM 1½ TO 16 INCHES.
BASE 29 INCHES LONG.**

NO.	PLATE	NAME
*22501	—	Arm (stationary head) upper and lower, with 171D, 175D, 22503, 22512 and three 129E.....
3012	4985	Arm (stationary head) Dowel Pin.....
9955	4985	" " " Rock Shaft Crank (back) with 237F, 9546 and 9547.....
2049	4985	Arm (stationary head) Rock Shaft Crank (back) Pin.....
237F	4985	Arm (stationary head) Rock Shaft Crank (back) Set Screw.....
22502	4985	Arm (stationary head) Rock Shaft Crank (front) with 460c and 1811.....

PARTS FOR MACHINE No. 26-1

NO.	PLATE	NAME
2049	4985	Arm (stationary head) Rock Shaft Crank (front) Pin.....
1811	4985	Arm (stationary head) Rock Shaft Crank (front) Roller and Stud.....
460c	4985	Arm (stationary head) Rock Shaft Crank (front) Set Screw.....
22503	4985	Arm (stationary head) Rock Shaft Front Bearing.....
171D	4992	Arm (stationary head) Rock Shaft Front Bearing Screw (lower).....
175D	4992	Arm (stationary head) Rock Shaft Front Bearing Screw (upper).....
952c	4985	Arm (stationary head) Rock Shaft Screw Bearing.....
1623E	4985	Arm (stationary head) Rock Shaft Screw Bearing Nut.....
22202	4986	Arm (stationary head) Rotary Shaft with 1019c.....
9615	4985	Arm (stationary head) Rotary Shaft Bushing (back).....
447c	4992	Arm (stationary head) Rotary Shaft Bushing (back) Set Screw.....
9615	4985	Arm (stationary head) Rotary Shaft Bushing (front).....
22543	4985	Arm (stationary head) Rotary Shaft Gear with two 460c.....
7958	4985	Arm (stationary head) Rotary Shaft Gear Pin.....
460c	4985	Arm (stationary head) Rotary Shaft Gear Set Screw.....
731E	4992	Arm (stationary head) Screw.....
*22504	—	" (movable head) upper and lower, with two 22505 and four 175D.....
950E	4992	Arm (movable head) Clamping Screw Stud
1622E	4992	" " " " " "
		Nut.....
22527	4985	Arm (movable head) Clamping Screw Stud Nut Washer.....
*22505	—	Arm (movable head) Rock Shaft Cap
175D	4992	" " " " " "
		Screw.....
22506	4986	Arm (movable head) Rock Shaft Crank with 947c, 1811, 9546 and 9547.....
1811	4985	Arm (movable head) Rock Shaft Crank Roller and Stud.....
947c	4992	Arm (movable head) Rock Shaft Crank Set Screw.....

PARTS FOR MACHINE No. 26-1

NO.	PLATE	NAME
22507	4986	Arm (movable head) Rotary Shaft with 1019c.....
9615	4985	Arm (movable head) Rotary Shaft Bushing.....
22508	4985	Arm (movable head) Rotary Shaft Driving Gear with 735c.....
22509	4985	Arm (movable head) Rotary Shaft Driving Gear Gib.....
735c	4992	Arm (movable head) Rotary Shaft Driving Gear Gib Adjusting Screw.....
22510	4985	Arm (movable head) Rotary Shaft Driving Gear Bracket.....
948D	4992	Arm (movable head) Rotary Shaft Driving Gear Bracket Screw (long).....
949D	4992	Arm (movable head) Rotary Shaft Driving Gear Bracket Screw (short).....
22511	4987	Arm (movable head) Rotary Shaft Driving Gear Shaft, length 24 inches.....
9615	4985	Arm (movable head) Rotary Shaft Driving Gear Shaft Bushing.....
458c	4992	Arm (movable head) Rotary Shaft Driving Gear Shaft Bushing Set Screw.....
*22512	—	Arm (movable head) Rotary Shaft Driving Gear Shaft Cap (on stationary head).....
129E	4992	Arm (movable head) Rotary Shaft Driving Gear Shaft Cap Screw.....
22554	4985	Arm (movable head) Rotary Shaft Driving Gear Shaft Collar.....
2269	4985	Arm (movable head) Rotary Shaft Driving Gear Shaft Collar Pin.....
*22517	—	Arm (movable head) Rotary Shaft Driving Gear Shaft End Bearing.....
22543	4985	Arm (movable head) Rotary Shaft Driving Gear Shaft Gear with two 460c....
7958	4985	Arm (movable head) Rotary Shaft Driving Gear Shaft Gear Pin.....
460c	4985	Arm (movable head) Rotary Shaft Driving Gear Shaft Gear Set Screw.....
22513	4985	Arm (movable head) Rotary Shaft Gear with two 460c.....
22514	4988	Arm (movable head) Rotary Shaft Gear Cover.....
330D	4992	Arm (movable head) Rotary Shaft Gear Cover Screw.....
7958	4985	Arm (movable head) Rotary Shaft Gear Pin.....

NO.	PLATE	NAME
460c	4985	Arm (movable head) Rotary Shaft Gear Set Screw
22515	4987	Arm Rock Shaft, length 29 inches
*22517	—	“ “ “ End Bearing
22516	4988	“ “ “ “ Bracket with two 22517
2022	4991	Arm Rock Shaft End Bearing Bracket Dowel Pin
129d	4992	Arm Rock Shaft End Bearing Bracket Screw
9504	4986	Balance Wheel, 2½ in. pulley, with 424c and 1497c
9573	4986	Balance Wheel Cover
168d	4992	“ “ “ Screw
1497c	4992	“ “ Position Screw
424c	4992	“ “ Set Screw
22518	—	Bed of Machine, length 29 inches
22519	4988	Cloth Plate (stationary head) with 1602E
387A	4992	“ “ “ “ Screw
22520	4988	“ “ (movable head)
387A	4992	“ “ “ “ Screw
22306	4986	Connecting Rod with two 1012B, for stationary head
1012B	4992	Connecting Rod Adjusting Screw
44A	4992	“ “ Hinge Screw
22521	4986	Face Plate (stationary head)
337d	4992	“ “ “ “ Screw
22522	4986	“ “ (movable head)
337d	4992	“ “ “ “ Screw
9577	4989	Feed Dog (stationary head)
190d	4992	“ “ “ “ Screw
22523	4989	“ “ (movable head)
190d	4992	“ “ “ “ Screw
9511	4986	“ Forked Connection (stationary head) with 131E and 175E
131E	4992	Feed Forked Connection (stationary head) Adjusting Screw (large)
175E	4992	Feed Forked Connection (stationary head) Adjusting Screw (small)
66A	4992	Feed Forked Connection (stationary head) Hinge Screw
9512	4990	Feed Forked Connection (stationary head) Hinge Stud
9936	4990	Feed Forked Connection (stationary head) Link with 1012E
1012E	4992	Feed Forked Connection (stationary head) Link Clamping Screw

NO.	PLATE	NAME
35A	4992	Feed Forked Connection (stationary head) Link Hinge Screw
9511	4986	Feed Forked Connection (movable head) with 131E and 175E
131E	4992	Feed Forked Connection (movable head) Adjusting Screw (large)
175E	4992	Feed Forked Connection (movable head) Adjusting Screw (small)
66A	4992	Feed Forked Connection (movable head) Hinge Screw
9512	4990	Feed Forked Connection (movable head) Hinge Stud
9936	4990	Feed Forked Connection (movable head) Link with 1012E
1012E	4992	Feed Forked Connection (movable head) Link Clamping Screw
35A	4992	Feed Forked Connection (movable head) Link Hinge Screw
9514	4986	Feed Raising Bar (stationary head) with 131E
131E	4992	Feed Raising Bar (stationary head) Adjusting Screw
9515	4990	Feed Raising Bar (stationary head) Carrier
9516	4990	Feed Raising Bar (stationary head) Carrier Hinge Stud
449c	4992	Feed Raising Bar (stationary head) Carrier Hinge Stud Set Screw
9517	4990	Feed Raising Bar (stationary head) Hinge Pin
22524	4986	Feed Raising Bar (movable head) with 131E
131E	4992	Feed Raising Bar (movable head) Adjusting Screw
9515	4990	Feed Raising Bar (movable head) Carrier
9516	4990	“ “ “ “ Hinge Stud
449c	4992	Feed Raising Bar (movable head) Carrier Hinge Stud Set Screw
9517	4990	Feed Raising Bar (movable head) Hinge Pin
9581	4990	Feed Regulator (stationary head) with 9584
59d	4992	Feed Regulator (stationary head) Hinge Screw
9582	4990	Feed Regulator (stationary head) Indicator Plate

NO.	PLATE	NAME
9632	4990	Feed Regulator (stationary head) Indicator Plate Bracket.....
337D	4992	Feed Regulator (stationary head) Indicator Plate Bracket Screw.....
9583	4990	Feed Regulator (stationary head) Indicator Plate Rivet.....
9584	4990	Feed Regulator (stationary head) Pointer
9521	4990	“ “ “ “ Spring Washer.....
22525	4990	Feed Regulator (movable head) with 9584
59D	4992	“ “ “ “ H i n g e Screw.....
9582	4990	Feed Regulator (movable head) Indicator Plate.....
22526	4990	Feed Regulator (movable head) Indicator Plate Bracket.....
337D	4992	Feed Regulator (movable head) Indicator Plate Bracket Screw.....
9583	4990	Feed Regulator (movable head) Indicator Plate Rivet.....
9584	4990	Feed Regulator (movable head) Pointer
9521	4990	“ “ “ “ Spring Washer.....
25618	4980	Guide (stationary head).....
287B	4992	“ “ “ “ Thumb Screw...
1602E	4992	“ “ “ “ “ Nut
9522	4990	Looper (stationary head) with 34418.....
1019c	4990	“ “ “ “ Set Screw.....
34418	4990	“ “ “ “ Washer.....
9633	4990	“ (movable head) with 34418.....
1019c	4990	“ “ “ “ Set Screw.....
34418	4990	“ “ “ “ Washer.....
22548	4986	Needle Bar (stationary head).....
9830	4990	“ “ “ “ “ Bushing....
735c	4992	“ “ “ “ “ “ Set Screw.....
34170	4985	Needle Bar (stationary head) Connecting Link with two 1313E.....
1313E	4992	Needle Bar (stationary head) Connecting Link Adjusting Screw.....
9528	4990	Needle Bar (stationary head) Connecting Stud with 465c.....
465c	4992	Needle Bar (stationary head) Connecting Stud Set Screw.....
9611	4990	Needle Bar (stationary head) Thread Tube
230F	4992	“ (stationary head) Set Screw.....
22548	4986	“ Bar (movable head).....

NO.	PLATE	NAME
9830	4990	Needle Bar (movable head) Bushing.....
735c	4992	“ “ “ “ “ “ Set Screw.....
34170	4985	Needle Bar (movable head) Connecting Link with two 1313E.....
1313E	4992	Needle Bar (movable head) Connecting Link Adjusting Screw.....
9528	4990	Needle Bar (movable head) Connecting Stud with 465c.....
465c	4992	Needle Bar (movable head) Connecting Stud Set Screw.....
9611	4990	Needle Bar (movable head) Thread Tube
230F	4992	“ (movable head) Set Screw.....
*22545	—	Presser Bar (stationary head, lifter end)
2269	4985	“ “ “ “ “ “ Pin.....
*22546	—	Presser Bar (stationary head, presser foot end).....
14026	4990	Presser Bar (stationary head, presser foot end) Pin.....
*22531	—	Presser Bar (stationary head) Connection and Guide.....
22547	4986	Presser Bar (stationary head, sectional) complete, Nos. 2269, 14026, 22531, 22545 and 22546.....
9830	4990	Presser Bar (stationary head) Bushing (lower).....
735c	4992	Presser Bar (stationary head) Bushing (lower) Set Screw.....
22549	4990	Presser Bar (stationary head) Bushing (upper).....
735c	4992	Presser Bar (stationary head) Bushing (upper) Set Screw.....
22532	4991	Presser Bar (stationary head) Lifter.....
764B	4992	“ “ “ “ “ “ Screw
1550J	4992	“ “ “ “ “ “ Nut.....
9533	4991	Presser Bar (stationary head) Lifter Stop Pin.....
22533	4990	Presser Bar (stationary head) Spring.....
2269	4985	“ “ “ “ “ “ Stop Pin.....
*22529	—	Presser Bar (movable head, lifter end)...
2269	4985	“ “ “ “ “ “ Pin
*22530	—	“ “ “ “ “ (presser foot end).....

NO.	PLATE	NAME
14026	4990	Presser Bar (movable head, presser foot end) Pin
*22531	—	Presser Bar (movable head) Connection and Guide
22528	4986	Presser Bar (movable head, sectional) complete, Nos. 2269, 14026 and 22529 to 22531
9830	4990	Presser Bar (movable head) Bushing (lower)
735c	4992	Presser Bar (movable head) Bushing (lower) Set Screw
22549	4990	Presser Bar (movable head) Bushing (upper)
735c	4992	Presser Bar (movable head) Bushing (upper) Set Screw
22534	4991	Presser Bar (movable head) Lifting Lever
22535	4991	" " " " " "
		Joint
212D	4992	Presser Bar (movable head) Lifting Lever Joint Cap Screw
22536	4991	Presser Bar (movable head) Lifting Lever Joint Coupling with 457c
22537	4987	Presser Bar (movable head) Lifting Lever Joint Coupling Rod, 21½ in. long
22538	4991	Presser Bar (movable head) Lifting Lever Joint Coupling Rod Head
14026	4990	Presser Bar (movable head) Lifting Lever Joint Coupling Rod Head Pin
66A	4992	Presser Bar (movable head) Lifting Lever Joint Coupling Rod Head Screw
457c	4992	Presser Bar (movable head) Lifting Lever Joint Coupling Set Screw
764B	4992	Presser Bar (movable head) Lifting Lever Screw
1550J	4992	Presser Bar (movable head) Lifting Lever Screw Nut
9533	4991	Presser Bar (movable head) Lifting Lever Stop Pin
22533	4990	Presser Bar (movable head) Spring
2269	4985	" " " " " Stop Pin
9913	—	" Foot (stationary head) Plate
9914	4989	" " " " " Hinge Pin
9856	4989	Presser Foot (stationary head) Plate Spring
9859	4989	Presser Foot (stationary head) Plate Spring Rivet

NO.	PLATE	NAME
9915	—	Presser Foot (stationary head) Shank
9590	4989	Presser Foot (stationary head, hinged) complete, Nos. 9856, 9859 and 9913 to 9915
206D	4992	Presser Foot (stationary head) Screw
9913	—	" " (movable head) Plate
9914	4989	" " " " " Hinge Pin
9856	4989	Presser Foot (movable head) Plate Spring
9859	4989	" " " " " Rivet
9915	—	Presser Foot (movable head) Shank
9590	4989	Presser Foot (movable head, hinged) complete, Nos. 9856, 9859 and 9913 to 9915
206D	4992	Presser Foot (movable head) Screw
50530A	4991	Tension (stationary head) Body
15770	4991	" " " " Cap
154c	4992	" " " " Releasing Screw
1550J	4992	" " " " " Nut
9540	4991	Tension (stationary head) Spring
848A	4991	" " " Stud
9541	4991	" " " " Plug (fibre)
170F	4992	" " " " Thread Guide Stud
34527	—	Tension (stationary head, automatic) complete, Nos. 848A, 9540, 9541, 15770 and 50530A
50530A	4991	Tension (movable head) Body
15770	4991	" " " Cap
154c	4992	" " " Releasing Screw
1550J	4992	" " " " " Nut
9540	4991	Tension (movable head) Spring
848A	4991	" " " Stud
9541	4991	" " " " Plug (fibre)
170F	4992	" " " " Thread Guide Stud
34527	—	Tension (movable head, automatic) complete, Nos. 848A, 9540, 9541, 15770 and 50530A
9937	4989	Thread Eyelet (stationary head, flat)
337D	4992	" " " " Screw
9938	4989	" " " " Spring Plate
585B	4991	Thread Eyelet Over Spool Pin (stationary head)

NO.	PLATE	NAME
951B	4991	Thread Eyelet Over Spool Pin (movable head)
9543	4991	Thread Nipper Disc (stationary head)
9544	4991	“ “ “ “ “ “
		Cover
228D	4992	Thread Nipper Disc (stationary head)
		Cover Screw
9545	4991	Thread Nipper Disc (stationary head)
		Spring
9543	4991	Thread Nipper Disc (movable head)
9544	4991	“ “ “ “ “ “ Cover
228D	4992	“ “ “ “ “ “
		Screw
9545	4991	Thread Nipper Disc (movable head)
		Spring
9546	4985	Thread Pull-off (stationary head)
9547	4985	“ “ “ “ Rivet
9546	4985	“ “ (movable head)
9547	4985	“ “ “ “ Rivet
9942	4991	“ Retainer (stationary head) Frame
9948	4991	“ “ “ “ Plate
1573B	4991	“ “ “ “ Regulating Thumb Nut
9552	4991	Thread Retainer (stationary head) Spring
420B	4991	“ “ “ “ Stud
9946	4991	“ “ “ “ Under Guide
9949	—	Thread Retainer (stationary head) complete, Nos. 420B, 1573B, 9552, 9942, 9946 and 9948
330D	4992	Thread Retainer (stationary head) Screw
9942	4991	“ “ (movable head) Frame
9948	4991	“ “ “ “ Plate
1573B	4991	“ “ “ “ Regulating Thumb Nut
9552	4991	Thread Retainer (movable head) Spring
420B	4991	“ “ “ “ Stud
9946	4991	“ “ “ “ Under Guide
9949	—	Thread Retainer (movable head) complete, Nos. 420B, 1573B, 9552, 9942, 9946 and 9948
330D	4992	Thread Retainer (movable head) Screw
22539	4989	Throat Plate (stationary head) for 9577
244J	4992	“ “ “ “ Screw
22540	4989	“ “ (movable head) for 22523
244J	4992	“ “ “ “ Screw

MACHINE No. 26-2

**AUTOMATIC TENSION. DISTANCE BETWEEN NEEDLES
ADJUSTABLE FROM 1½ TO 24 INCHES.
BASE 37 INCHES LONG.**

This Machine is the same as 26-1 with the following exceptions:

NO.	PLATE	NAME
22550	4987	Arm (movable head) Rotary Shaft Driving Gear Shaft, length 32 inches, in place of 22511
22551	4987	Arm Rock Shaft, length 37 inches, in place of 22515
22552	—	Bed of Machine, length 37 inches, in place of 22518
22553	4987	Presser Bar (movable head) Lifting Lever Joint Coupling Rod, length 29½ inches, in place of 22537

ACCESSORIES

NO.	PLATE	NAME
120342	4993	Oiler (copper-plated) with 120343
120343	4993	“ Spout, 3½ in. long
26026	4993	Screw Driver
25539	4993	Stiletto
22541	4993	Wrench for 947 and 1622

THREAD UNWINDER

FOR ONE SMALL SPOOL

NO.	PLATE	NAME
27702	5975	Spool Pin
27442	5975	“ Rest with 27702
60913	5975	“ Weight with 60914
60914	4991	“ “ Centre Pin
27447	5975	Thread Eyelet Rod
27446	5975	“ “ Wire
27448	—	Thread Eyelet complete, Nos. 27446 and 27447
60581	—	Thread Unwinder, Nos. 27442 and 27448
27449	5975	Thread Unwinder complete, Nos. 60581, 60913 and two wood screws ¾ in. No. 10

NUMERICAL LIST OF PARTS

NO. PLATE	NAME
35A 4992	Feed Forked Connection (stationary head) Link Hinge Screw
35A 4992	Feed Forked Connection (movable head) Link Hinge Screw
44A 4992	Connecting Rod Hinge Screw
59D 4992	Feed Regulator (stationary head) Hinge Screw
59D 4992	Feed Regulator (movable head) Hinge Screw
66A 4992	Feed Forked Connection (stationary head) Hinge Screw
66A 4992	Feed Forked Connection (movable head) Hinge Screw
66A 4992	Presser Bar (movable head) Lifting Lever Joint Coupling Rod Head Screw
129D 4992	Arm Rock Shaft End Bearing Bracket Screw
129E 4992	Arm (movable head) Rotary Shaft Driv- ing Gear Shaft Cap Screw for 22501
131E 4992	Feed Forked Connection (stationary head) Adjusting Screw (large) for 9511
131E 4992	Feed Forked Connection (movable head) Adjusting Screw (large) for 9511
131E 4992	Feed Raising Bar (stationary head) Ad- justing Screw for 9514
131E 4992	Feed Raising Bar (movable head) Adjust- ing Screw for 22524
154c 4992	Tension (stationary head) Releasing Screw
154c 4992	" (movable head) Releasing Screw
168B 4992	Balance Wheel Cover Screw
170F 4992	Tension (stationary head) Thread Guide Stud
170F 4992	Tension (movable head) Thread Guide Stud
171D 4992	Arm (stationary head) Rock Shaft Front Bearing Screw (lower) for 22501
175D 4992	Arm (stationary head) Rock Shaft Front Bearing Screw (upper) for 22501
175D 4992	Arm (movable head) Rock Shaft Cap Screw for 22504
175E 4992	Feed Forked Connection (stationary head) Adjusting Screw (small) for 9511

NUMERICAL LIST OF PARTS

NO. PLATE	NAME
175E 4992	Feed Forked Connection (movable head) Adjusting Screw (small) for 9511.....
190D 4992	Feed Dog (stationary head) Screw.....
190D 4992	" " (movable head) Screw.....
206D 4992	Presser Foot (stationary head) Screw.....
206D 4992	" " (movable head) Screw.....
212D 4992	" Bar (movable head) Lifting Lever Joint Cap Screw.....
228D 4992	Thread Nipper Disc (stationary head) Cover Screw.....
228D 4992	Thread Nipper Disc (movable head) Cover Screw.....
230F 4992	Needle (stationary head) Set Screw.....
230F 4992	" (movable head) Set Screw.....
237F 4985	Arm (stationary head) Rock Shaft Crank (back) Set Screw for 9955.....
244J 4992	Throat Plate (stationary head) Screw.....
244J 4992	" " (movable head) Screw.....
287B 4992	Guide (stationary head) Thumb Screw...
330D 4992	Arm (movable head) Rotary Shaft Gear Cover Screw.....
330D 4992	Thread Retainer (stationary head) Screw.
330D 4992	" " (movable head) Screw...
337D 4992	Face Plate (stationary head) Screw.....
337D 4992	" " (movable head) Screw.....
337D 4992	Feed Regulator (stationary head) Indicator Plate Bracket Screw.....
337D 4992	Feed Regulator (movable head) Indicator Plate Bracket Screw.....
337D 4992	Thread Eyelet (stationary head) Screw...
387A 4992	Cloth Plate (stationary head) Screw.....
387A 4992	" " (movable head) Screw.....
420B 4991	Thread Retainer (stationary head) Stud for 9949.....
420B 4991	Thread Retainer (movable head) Stud for 9949.....
424C 4992	Balance Wheel Set Screw for 9504.....
447C 4992	Arm (stationary head) Rotary Shaft Bushing (back) Set Screw.....
449C 4992	Feed Raising Bar (stationary head) Carrier Hinge Stud Set Screw.....
449C 4992	Feed Raising Bar (movable head) Carrier Hinge Stud Set Screw.....
457C 4992	Presser Bar (movable head) Lifting Lever Joint Coupling Set Screw for 22536...
458C 4992	Arm (movable head) Rotary Shaft Driving Gear Shaft Bushing Set Screw.....

NUMERICAL LIST OF PARTS

NO. PLATE	NAME
460C 4985	Arm (stationary head) Rock Shaft Crank (front) Set Screw for 22502.....
460C 4985	Arm (movable head) Rotary Shaft Driving Gear Shaft Gear Set Screw for 22543
460C 4985	Arm (stationary head) Rotary Shaft Gear Set Screw for 22543.....
460C 4985	Arm (movable head) Rotary Shaft Gear Set Screw for 22513.....
465C 4992	Needle Bar (stationary head) Connecting Stud Set Screw for 9528.....
465C 4992	Needle Bar (movable head) Connecting Stud Set Screw for 9528.....
585B 4991	Thread Eyelet Over Spool Pin (stationary head).....
731E 4992	Arm (stationary head) Screw.....
735C 4992	" (movable head) Rotary Shaft Driving Gear Gib Adjusting Screw for 22508
735C 4992	Needle Bar (stationary head) Bushing Set Screw.....
735C 4992	Needle Bar (movable head) Bushing Set Screw.....
735C 4992	Presser Bar (stationary head) Bushing (lower) Set Screw.....
735C 4992	Presser Bar (stationary head) Bushing (upper) Set Screw.....
735C 4992	Presser Bar (movable head) Bushing (lower) Set Screw.....
735C 4992	Presser Bar (movable head) Bushing (upper) Set Screw.....
764B 4992	Presser Bar (stationary head) Lifter Screw
764B 4992	" " (movable head) Lifting Lever Screw.....
848A 4991	Tension (stationary head) Stud for 34527
848A 4991	" (movable head) Stud for 34527..
947C 4992	Arm (movable head) Rock Shaft Crank Set Screw for 22506.....
948D 4992	Arm (movable head) Rotary Shaft Driving Gear Bracket Screw (long).....
949D 4992	Arm (movable head) Rotary Shaft Driving Gear Bracket Screw (short).....
950E 4992	Arm (movable head) Clamping Screw Stud
951B 4991	Thread Eyelet Over Spool Pin (movable head).....
952C 4985	Arm (stationary head) Rock Shaft Screw Bearing.....
1012B 4992	Connecting Rod Adjusting Screw for 22306

NUMERICAL LIST OF PARTS

NO.	PLATE	NAME
1012E	4992	Feed Forked Connection (stationary head) Link Clamping Screw for 9936.....
1012E	4992	Feed Forked Connection (movable head) Link Clamping Screw for 9936.....
1019C	4990	Looper (stationary head) Set Screw for 22202.....
1019C	4990	Looper (movable head) Set Screw for 22507.....
1313E	4992	Needle Bar (stationary head) Connecting Link Adjusting Screw for 34170.....
1313E	4992	Needle Bar (movable head) Connecting Link Adjusting Screw for 34170.....
1497C	4992	Balance Wheel Position Screw for 9504..
1550J	4992	Presser Bar (stationary head) Lifter Screw Nut.....
1550J	4992	Presser Bar (movable head) Lifting Lever Screw Nut.....
1550J	4992	Tension (stationary head) Releasing Screw Nut.....
1550J	4992	Tension (movable head) Releasing Screw Nut.....
1573B	4991	Thread Retainer (stationary head) Regulating Thumb Nut for 9949.....
1573B	4991	Thread Retainer (movable head) Regulating Thumb Nut for 9949.....
1602E	4992	Guide (stationary head) Thumb Screw Nut for 22519.....
1622E	4992	Arm (movable head) Clamping Screw Stud Nut.....
1623E	4985	Arm (stationary head) Rock Shaft Screw Bearing Nut.....
1811	4985	Arm (stationary head) Rock Shaft Crank (front) Roller and Stud for 22502.....
1811	4985	Arm (movable head) Rock Shaft Crank Roller and Stud for 22506.....
2022	4991	Arm Rock Shaft End Bearing Bracket Dowel Pin.....
2049	4985	Arm (stationary head) Rock Shaft Crank (back) Pin.....
2049	4985	Arm (stationary head) Rock Shaft Crank (front) Pin.....
2269	4985	Arm (movable head) Rotary Shaft Driving Gear Shaft Collar Pin.....
2269	4985	Presser Bar (stationary head, lifter end) Pin for 22547.....
2269	4985	Presser Bar (movable head, lifter end) Pin for 22528.....

NUMERICAL LIST OF PARTS

NO.	PLATE	NAME
2269	4985	Presser Bar (stationary head) Spring Stop Pin.....
2269	4985	Presser Bar (movable head) Spring Stop Pin.....
3012	4985	Arm (stationary head) Dowel Pin.....
7958	4985	" " " Rotary Shaft Gear Pin.....
7958	4985	Arm (movable head) Rotary Shaft Driving Gear Shaft Gear Pin.....
7958	4985	Arm (movable head) Rotary Shaft Gear Pin.....
9504	4986	Balance Wheel, 2½ in. pulley, with 424c and 1497c.....
9511	4986	Feed Forked Connection (stationary head) with 131E and 175E.....
9511	4986	Feed Forked Connection (movable head) with 131E and 175E.....
9512	4990	Feed Forked Connection (stationary head) Hinge Stud.....
9512	4990	Feed Forked Connection (movable head) Hinge Stud.....
9514	4986	Feed Raising Bar (stationary head) with 131E.....
9515	4990	Feed Raising Bar (stationary head) Carrier.....
9515	4990	Feed Raising Bar (movable head) Carrier.....
9516	4990	" " " (stationary head) Carrier Hinge Stud.....
9516	4990	Feed Raising Bar (movable head) Carrier Hinge Stud.....
9517	4990	Feed Raising Bar (stationary head) Hinge Pin.....
9517	4990	Feed Raising Bar (movable head) Hinge Pin.....
9521	4990	Feed Regulator (stationary head) Spring Washer.....
9521	4990	Feed Regulator (movable head) Spring Washer.....
9522	4990	Looper (stationary head) with 34418....
9528	4990	Needle Bar (stationary head) Connecting Stud with 465c.....
9528	4990	Needle Bar (movable head) Connecting Stud with 465c.....
9533	4991	Presser Bar (stationary head) Lifter Stop Pin.....
9533	4991	Presser Bar (movable head) Lifting Lever Stop Pin.....

NUMERICAL LIST OF PARTS

NO.	PLATE	NAME
9540	4991	Tension (stationary head) Spring for 34527
9540	4991	" (movable head) Spring for 34527
9541	4991	" (stationary head) Stud Plug (fibre) for 34527
9541	4991	Tension (movable head) Stud Plug (fibre) for 34527
9543	4991	Thread Nipper Disc (stationary head)
9543	4991	" " " (movable head)
9544	4991	" " " (stationary head) Cover
9544	4991	Thread Nipper Disc (movable head) Cover
9545	4991	Thread Nipper Disc (stationary head) Spring
9545	4991	Thread Nipper Disc (movable head) Spring
9546	4985	Thread Pull-off (stationary head) for 9955
9546	4985	" " (movable head) for 22506
9547	4985	" " (stationary head) Rivet for 9955
9547	4985	Thread Pull-off (movable head) Rivet for 22506
9552	4991	Thread Retainer (stationary head) Spring for 9949
9552	4991	Thread Retainer (movable head) Spring for 9949
9573	4986	Balance Wheel Cover
9577	4989	Feed Dog (stationary head)
9581	4990	" Regulator (stationary head) with 9584
9582	4990	Feed Regulator (stationary head) Indicator Plate
9582	4990	Feed Regulator (movable head) Indicator Plate
9583	4990	Feed Regulator (stationary head) Indicator Plate Rivet
9583	4990	Feed Regulator (movable head) Indicator Plate Rivet
9584	4990	Feed Regulator (stationary head) Pointer for 9581
9584	4990	Feed Regulator (movable head) Pointer for 22525
9590	4989	Presser Foot (stationary head, hinged) complete, Nos. 9856, 9859 and 9913 to 9915
9590	4989	Presser Foot (movable head, hinged) complete, Nos. 9856, 9859 and 9913 to 9915

NUMERICAL LIST OF PARTS

NO.	PLATE	NAME
9611	4990	Needle Bar (stationary head) Thread Tube
9611	4990	" " (movable head) Thread Tube
9615	4985	Arm (stationary head) Rotary Shaft Bushing (back)
9615	4985	Arm (stationary head) Rotary Shaft Bushing (front)
9615	4985	Arm (movable head) Rotary Shaft Bushing
9615	4985	Arm (movable head) Rotary Shaft Driving Gear Shaft Bushing
9632	4990	Feed Regulator (stationary head) Indicator Plate Bracket
9633	4990	Looper (movable head) with 34418
9830	4990	Needle Bar (stationary head) Bushing
9830	4990	" " (movable head) Bushing
9830	4990	Presser Bar (stationary head) Bushing (lower)
9830	4990	Presser Bar (movable head) Bushing (lower)
9856	4989	Presser Foot (stationary head) Plate Spring for 9590
9856	4989	Presser Foot (movable head) Plate Spring for 9590
9859	4989	Presser Foot (stationary head) Plate Spring Rivet for 9590
9859	4989	Presser Foot (movable head) Plate Spring Rivet for 9590
9913	—	Presser Foot (stationary head) Plate for 9590
9913	—	Presser Foot (movable head) Plate for 9590
9914	4989	Presser Foot (stationary head) Plate Hinge Pin for 9590
9914	4989	Presser Foot (movable head) Plate Hinge Pin for 9590
9915	—	Presser Foot (stationary head) Shank for 9590
9915	—	Presser Foot (movable head) Shank for 9590
9936	4990	Feed Forked Connection (stationary head) Link with 1012E
9936	4990	Feed Forked Connection (movable head) Link with 1012E
9937	4989	Thread Eyelet (stationary head, flat)
9938	4989	" " " " Spring Plate

NUMERICAL LIST OF PARTS

NO.	PLATE	NAME
9942	4991	Thread Retainer (stationary head) Frame for 9949.....
9942	4991	Thread Retainer (movable head) Frame for 9949.....
9946	4991	Thread Retainer (stationary head) Under Guide for 9949.....
9946	4991	Thread Retainer (movable head) Under Guide for 9949.....
9948	4991	Thread Retainer (stationary head) Plate for 9949.....
9948	4991	Thread Retainer (movable head) Plate for 9949.....
9949	—	Thread Retainer (stationary head) complete, Nos. 420B, 1573B, 9552, 9942, 9946 and 9948.....
9949	—	Thread Retainer (movable head) complete, Nos. 420B, 1573B, 9552, 9942, 9946 and 9948.....
9955	4985	Arm (stationary head) Rock Shaft Crank (back) with 237F, 9546 and 9547.....
14026	4990	Presser Bar (stationary head, presser foot end) Pin for 22547.....
14026	4990	Presser Bar (movable head, presser foot end) Pin for 22528.....
14026	4990	Presser Bar (movable head) Lifting Lever Joint Coupling Rod Head Pin.....
15770	4991	Tension (stationary head) Cap for 34527.....
15770	4991	" (movable head) Cap for 34527.....
22202	4986	Arm (stationary head) Rotary Shaft with 1019c.....
22306	4986	Connecting Rod with two 1012B, for stationary head.....
*22501	—	Arm (stationary head) upper and lower, with 171D, 175D, 22503, 22512 and three 129E.....
22502	4985	Arm (stationary head) Rock Shaft Crank (front) with 460c and 1811.....
22503	4985	Arm (stationary head) Rock Shaft Front Bearing for 22501.....
*22504	—	Arm (movable head) upper and lower, with two 22505 and four 175D.....
*22505	—	Arm (movable head) Rock Shaft Cap for 22504.....
22506	4986	Arm (movable head) Rock Shaft Crank with 947C, 1811, 9546 and 9547.....
22507	4986	Arm (movable head) Rotary Shaft with 1019c.....

NUMERICAL LIST OF PARTS

NO.	PLATE	NAME
22508	4985	Arm (movable head) Rotary Shaft Driving Gear with 735c.....
22509	4985	Arm (movable head) Rotary Shaft Driving Gear Gib.....
22510	4985	Arm (movable head) Rotary Shaft Driving Gear Bracket.....
22511	4987	Arm (movable head) Rotary Shaft Driving Gear Shaft, length 24 inches, for 26-1 Machine.....
*22512	—	Arm (movable head) Rotary Shaft Driving Gear Shaft Cap (on stationary head) for 22501.....
22513	4985	Arm (movable head) Rotary Shaft Gear with two 460c.....
22514	4988	Arm (movable head) Rotary Shaft Gear Cover.....
22515	4987	Arm Rock Shaft, length 29 inches, for 26-1 Machine.....
22516	4988	Arm Rock Shaft End Bearing Bracket with two 22517.....
*22517	—	Arm Rock Shaft End Bearing for 22516..
*22517	—	" (movable head) Rotary Shaft Driving Gear Shaft End Bearing for 22516
22518	—	Bed of Machine, length 29 inches, for 26-1 Machine.....
22519	4988	Cloth Plate (stationary head) with 1602E.
22520	4988	" " (movable head).....
22521	4986	Face Plate (stationary head).....
22522	4986	" " (movable head).....
22523	4989	Feed Dog (movable head).....
22524	4986	" Raising Bar (movable head) with 131E.....
22525	4990	Feed Regulator (movable head) with 9584
22526	4990	" " " " Indicator Plate Bracket.....
22527	4985	Arm (movable head) Clamping Screw Stud Nut Washer.....
22528	4986	Presser Bar (movable head, sectional) complete, Nos. 2269, 14026 and 22529 to 22531.....
*22529	—	Presser Bar (movable head, lifter end) for 22528.....
*22530	—	Presser Bar (movable head, presser foot end) for 22528.....
*22531	—	Presser Bar (stationary head) Connection and Guide for 22547.....

NUMERICAL LIST OF PARTS

NO.	PLATE	NAME
*22531	—	Presser Bar (movable head) Connection and Guide for 22528.
22532	4991	Presser Bar (stationary head) Lifter
22533	4990	" " " " Spring
22533	4990	" " (movable head) Spring
22534	4991	" " " " Lifting Lever
22535	4991	" " " " " "
		Joint
22536	4991	Presser Bar (movable head) Lifting Lever Joint Coupling with 457c
22537	4987	Presser Bar (movable head) Lifting Lever Joint Coupling Rod, 21½ in. long, for 26-1 Machine
22538	4991	Presser Bar (movable head) Lifting Lever Joint Coupling Rod Head
22539	4989	Throat Plate (stationary head) for 9577
22540	4989	" " (movable head) for 22523
22541	4993	Wrench for 947 and 1622 (Accessories)
22543	4985	Arm (stationary head) Rotary Shaft Gear with two 460c
22543	4985	Arm (movable head) Rotary Shaft Driving Gear Shaft Gear with two 460c
*22545	—	Presser Bar (stationary head, lifter end) for 22547
*22546	—	Presser Bar (stationary head, presser foot end) for 22547
22547	4986	Presser Bar (stationary head, sectional) complete, Nos. 2269, 14026, 22531, 22545 and 22546
22548	4986	Needle Bar (stationary head)
22548	4986	" " (movable head)
22549	4990	Presser Bar (stationary head) Bushing (upper)
22549	4990	Presser Bar (movable head) Bushing (upper)
22550	4987	Arm (movable head) Rotary Shaft Driving Gear Shaft, length 32 inches, for 26-2 Machine
22551	4987	Arm Rock Shaft, length 37 inches, for 26-2 Machine
22552	—	Bed of Machine, length 37 inches, for 26-2 Machine
22553	4987	Presser Bar (movable head) Lifting Lever Joint Coupling Rod, length 29½ inches, for 26-2 Machine
22554	4985	Arm (movable head) Rotary Shaft Driving Gear Shaft Collar

NUMERICAL LIST OF PARTS

NO.	PLATE	NAME
25539	4993	Stiletto (Accessories)
25618	4989	Guide (stationary head)
26026	4993	Screw Driver (Accessories)
27442	5975	Thread Unwinder Spool Rest with 27702, for 60581
27446	5975	Thread Unwinder Thread Eyelet Wire for 27448
27447	5975	Thread Unwinder Thread Eyelet Rod for 27448
27448	—	Thread Unwinder Thread Eyelet complete for 60581, Nos. 27446 and 27447
27449	5975	Thread Unwinder complete, for one small spool, Nos. 60581, 60913 and two wood screws ¼ in. No. 10
27702	5975	Thread Unwinder Spool Pin for 27442
34170	4985	Needle Bar (stationary head) Connecting Link with two 1313E
34170	4985	Needle Bar (movable head) Connecting Link with two 1313E
34418	4990	Looper (stationary head) Washer for 9522
34418	4990	" (movable head) Washer for 9633
34527	—	Tension (stationary head, automatic) complete, Nos. 848A, 9540, 9541, 15770 and 50530A
34527	—	Tension (movable head, automatic) complete, Nos. 848A, 9540, 9541, 15770 and 50530A
50530A	4991	Tension (stationary head) Body for 34527
50530A	4991	" (movable head) Body for 34527
60581	—	Thread Unwinder for 27449, Nos. 27442 and 27448
60913	5975	Thread Unwinder Spool Weight with 60914, for 27449
60914	4991	Thread Unwinder Spool Weight Centre Pin for 60913
120342	4993	Oiler (copper-plated) with 120343 (Accessories)
120343	4993	Oiler Spout, 3½ in. long, for 120342

PLATE 4985—FULL SIZE



PLATE 4986—ONE-HALF SIZE

22202 22528 22547 22548 22306 22521





PLATE 4987—ONE-HALF SIZE

22551 22550 22553 22515 22511 22537



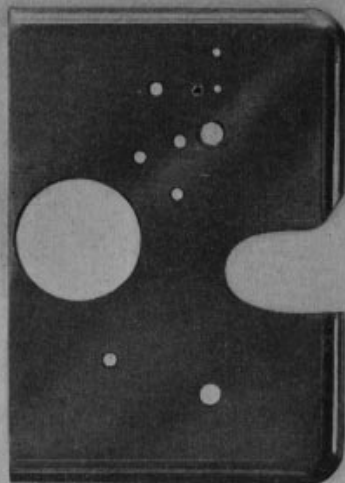
From the library of: [Diamond Needle Corp](#)

PLATE 4988—ONE-HALF SIZE

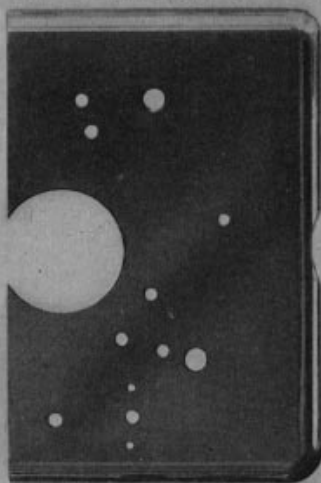
22516



22520



22519



22514





PLATE 4989—FULL SIZE

9577




22539



22523



22540



9590



9914




9856



9859



25618



9937



9938



PLATE 4990—FULL SIZE





PLATE 4991—FULL SIZE



From the library of: Diamond Needle Corp

PLATE 4992—FULL SIZE




PLATE 4993—ONE-HALF SIZE



From the library of: Diamond Needle Corp

PLATE 5975—ONE-HALF SIZE

